


# BOE WORKSHOP

Transportation/Bell Schedule study update

March 23, 2023



# TRANSPORTATION/BELL SCHEDULE STUDY TIMELINE

- Dec. 2022 - Parent survey #1
- Jan. 30 – Feb. 3- OPS staff survey sent to all certified and classified staff
- Feb. 7 – Study group meeting #1
- Feb. 13-17 – Parent survey #2 sent
- Feb. 21 – Study group meeting #2
- March 2 BOE meeting – presentation
- March 23 – BOE workshop
- April 6 – BOE meeting – action
- \* ONEA ratification needed to change the bell schedule



# DS BUS LINES

# STUDENT RIDERSHIP

## GENERAL EDUCATION

- Over 2.5 Miles – **2,164**
  - Payride – **3,591**
  - **53%** qualify for free busing through the Federal Free & Reduced Program
  - 21st Century Academies – **779**
  - ELL – **110**
  - **TOTAL - 6644**
- 
- Olathe Advanced Technical Center
  - Mill Creek Center
  - McKinney-Vento
  - Foster

## SPECIAL SERVICES

- K-21 + KSD & Lakemary - **351**
- Early Childhood Special Services - **219**
- Head Start - **127**
- Jumpstart – **86**
- **TOTAL - 783**



# **ASSISTED TRANSPORTATION STUDENT RIDERSHIP**

- **Traditional Alternative Routes**
- Day Shuttles ~ **590** trips per day
- Special Services Home to School – **60**
- McKinney-Vento Home to School - **17**
- Foster Home to School – **9**
- 
- **Additional Support for 2022-2023**
- General Education Home to School– **40**
- Special Services Home to School - **89**
- ELL Home to School – **10**
- Sports Shuttles



# CURRENT CHALLENGES

Number of routes = 182

Number of drivers = 150

Current driver shortage = -32

\*covered by office staff, substitute drivers, and Assisted Transportation



# **CURRENT REALITY DUE TO THE DRIVER SHORTAGE**

- Rolling Blackouts for Payride Bus Routes - unable to staff all routes.
- Middle School & High School students combined on the same bus.
- One driver serving more than one bus route for the same school.
- Extended ride time for students at all levels.
- Routes at higher capacities requiring 3 students per seat.
  - HS – 19 over standard capacity (49)
  - MS – 13 over standard capacity (55)
  - ES – 7 over standard capacity (60)



# **CURRENT REALITY DUE TO THE DRIVER SHORTAGE (PART 2)**

- Eligible students on a wait list for several schools, some in safety variance areas.
- Assisted Transportation covering 22 GenEd & SpEd routes at a premium cost.
- No driver availability for out-of-town trips such as college visits, enrichment, or state tournaments/festivals.
- Students required to leave school earlier than necessary for athletic trips.
- Limited availability to serve McKinney-Vento and Foster students residing outside OPS boundary.



# POSSIBLE INTERVENTIONS

Eliminate:

1. Payride program
2. Transportation for 21<sup>st</sup> CHSA's
3. District safety variances
4. Transportation for Head Start and Jump Start
5. Continue/expand the rolling blackouts
6. Extend walking distance to bus stops for HS and MS students
7. Explore a bell schedule adjustment to create a 3-tier system





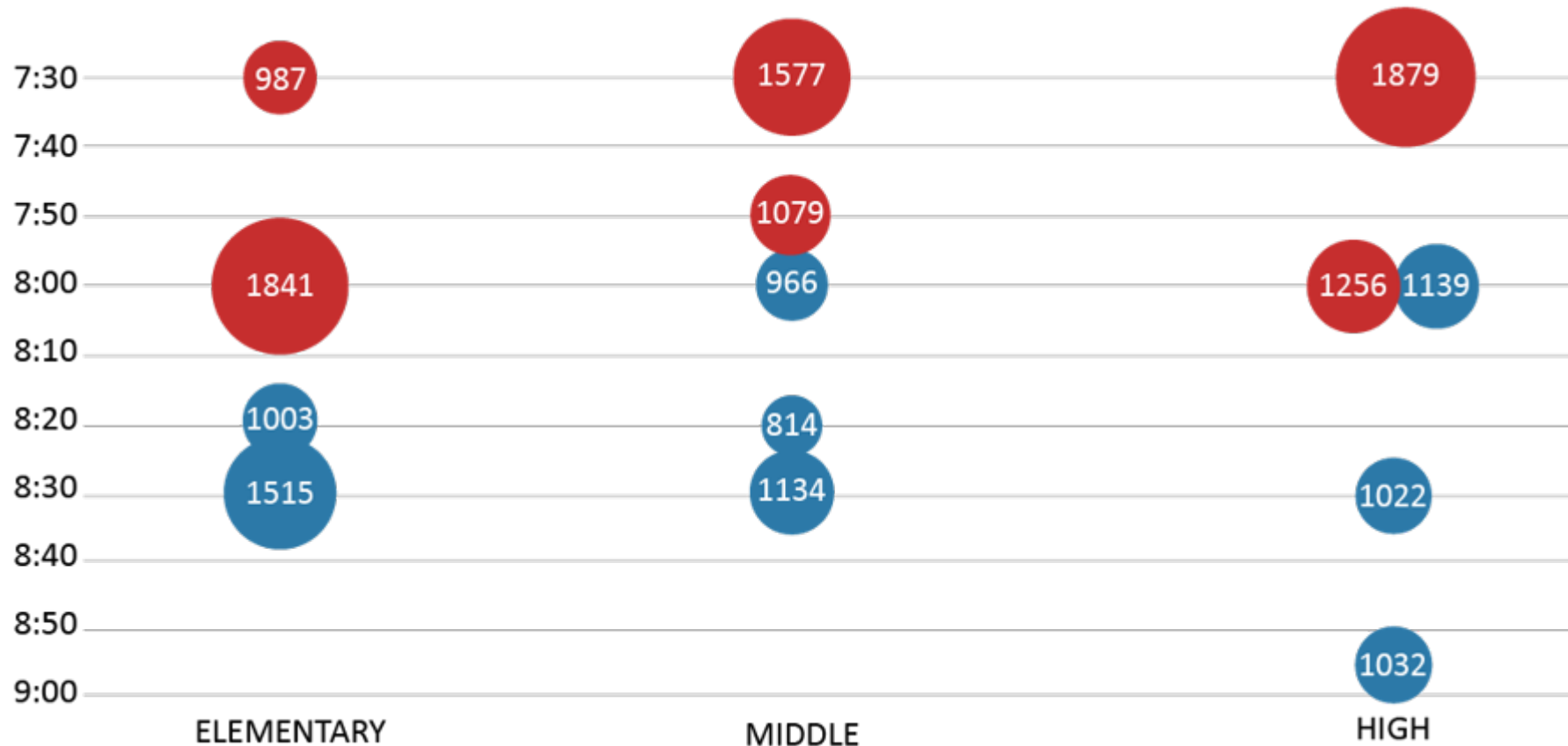
# SURVEYS

- Parents
- Staff
- SSAC
- Parents – part 2
- Open feedback (currently on the website)



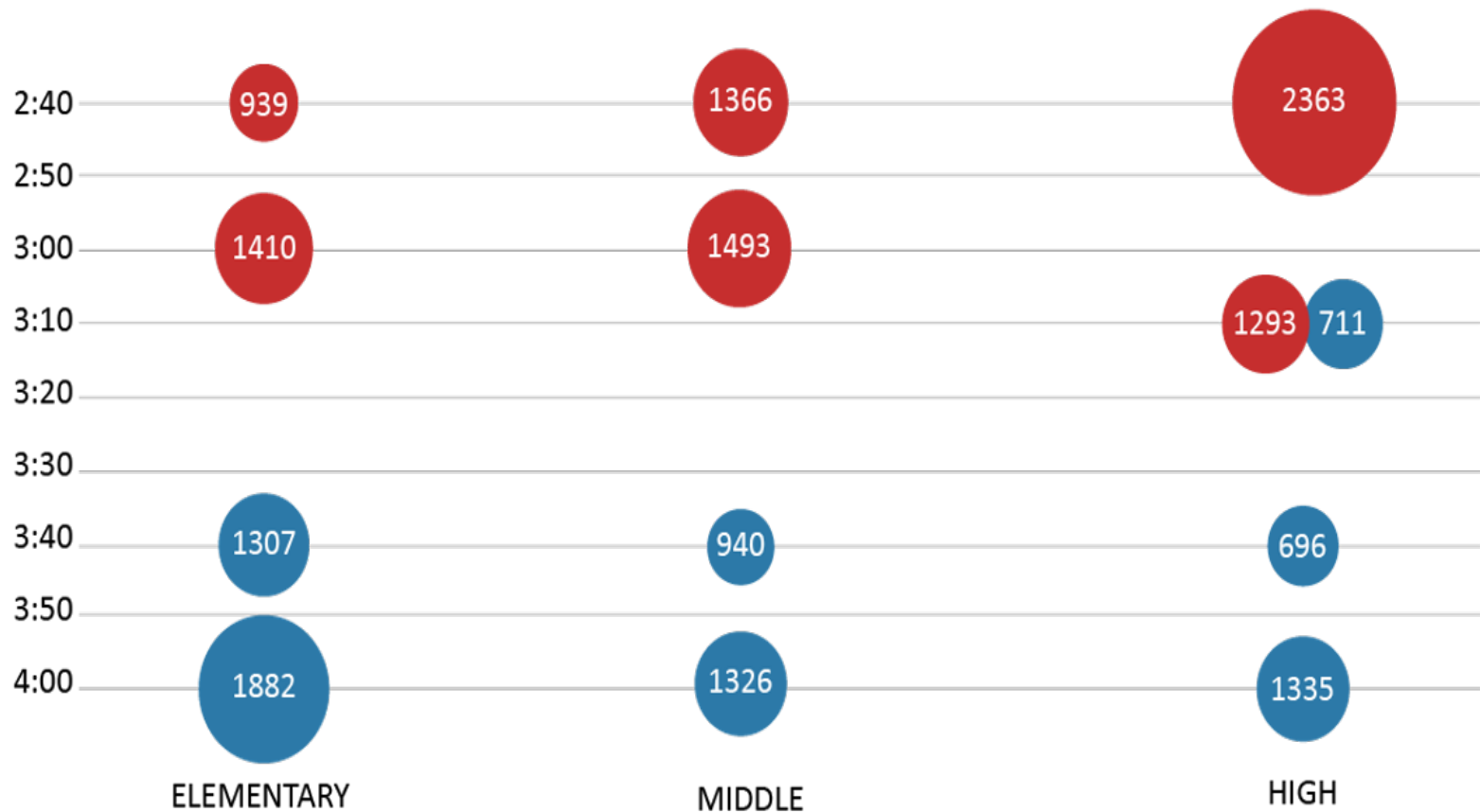
# PARENT DATA

TOP VOTES FOR THE **EARLIEST** AND **LATEST**  
START TIME YOU WOULD SUPPORT?



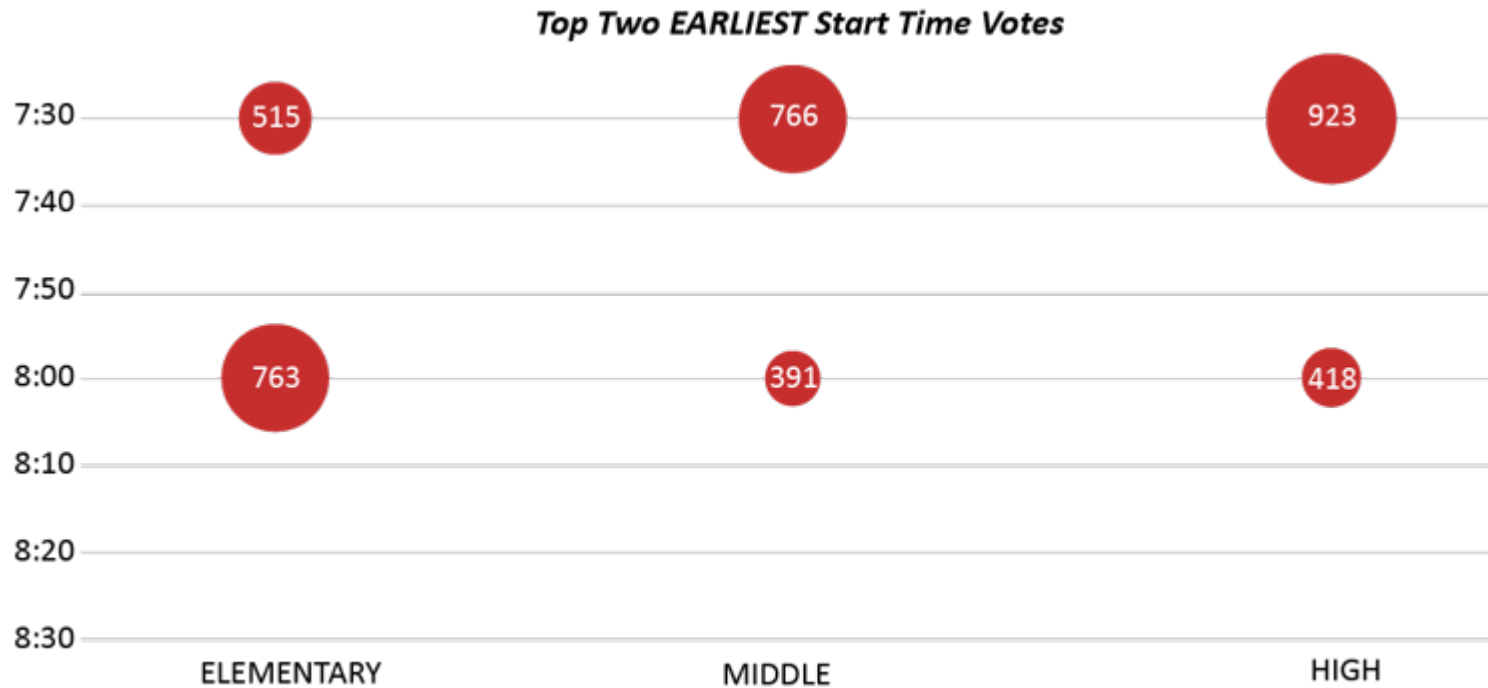
# PARENT DATA (2)

COUNT OF WHAT IS THE **EARLIEST** AND **LATEST** DISMISSAL TIME YOU WOULD SUPPORT?



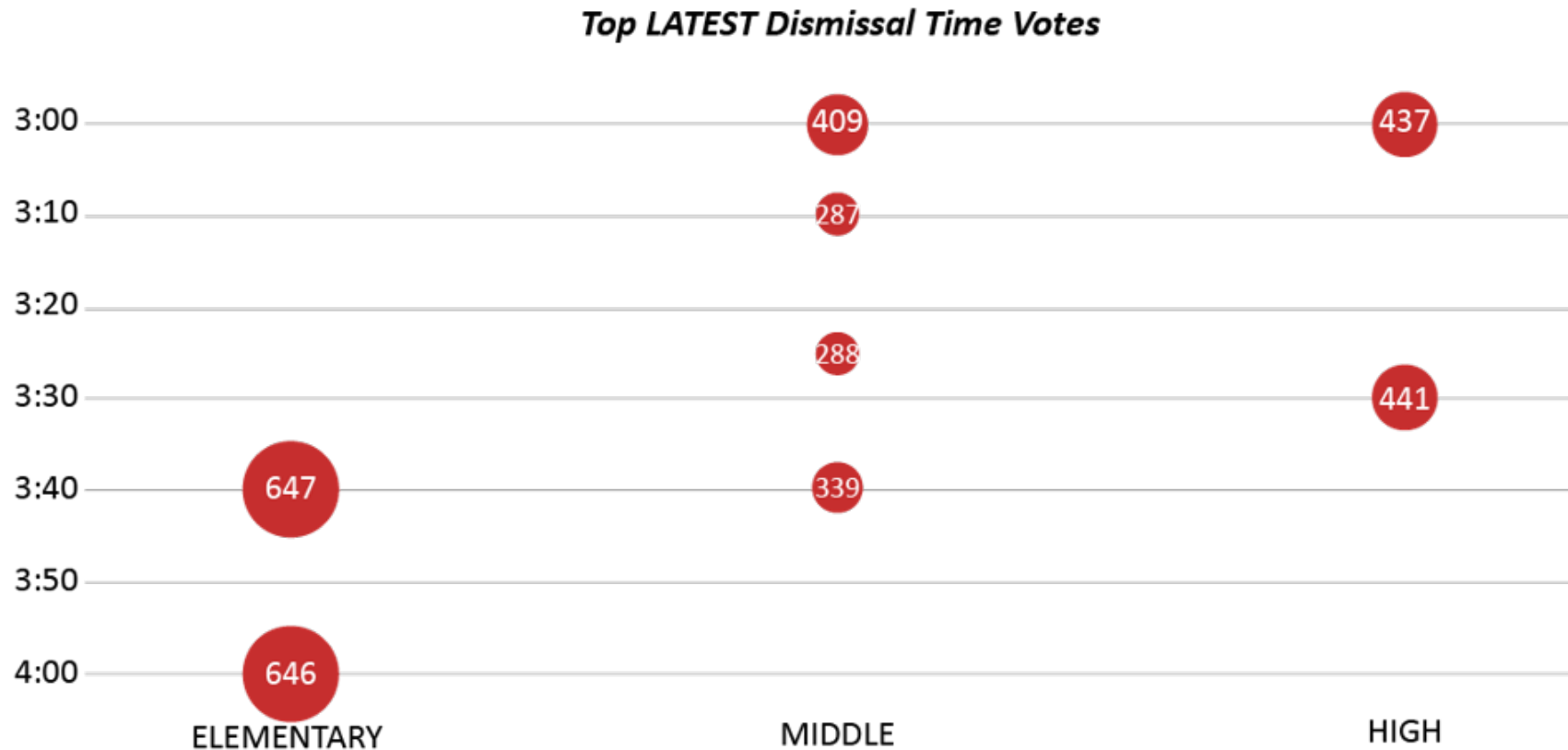
# STAFF DATA

WHAT IS THE EARLIEST START TIME YOU WOULD SUPPORT?



# STAFF DATA (2)

WHAT IS THE LATEST DISMISSAL TIME YOU WOULD SUPPORT?



# FEEDBACK SUMMARY

- The following 2 slides are a summary of the 375+ parent and community responses recorded since the BOE presentation on March 2, 2023.



# THE TOP TEN TRENDS ARE LISTED BELOW WITH THE FIRST THREE BEING THE MAIN THEMES OF THE FEEDBACK

- 1. Concern – High school going to school first instead of elementary school. (Feedback included studies linked to sleep needs for high school students versus elementary school students).
- 2. Concern – Marching band practice in the morning. (Feedback pointed to loss of marching band practice time before school and the City of Olathe noise ordinance).
- 3. Concern – Elementary start times too late for working family households.
- 4. Concern – JCPRD availability and wait list. (Feedback pointed to a higher demand for JCPRD if elementary were to move later).
- 5. Concern – Eliminating 20 minutes of instructional time at elementary/middle school levels. (Feedback pointed to both equitable staff contract times across the board as well as losing instructional time being detrimental to students).



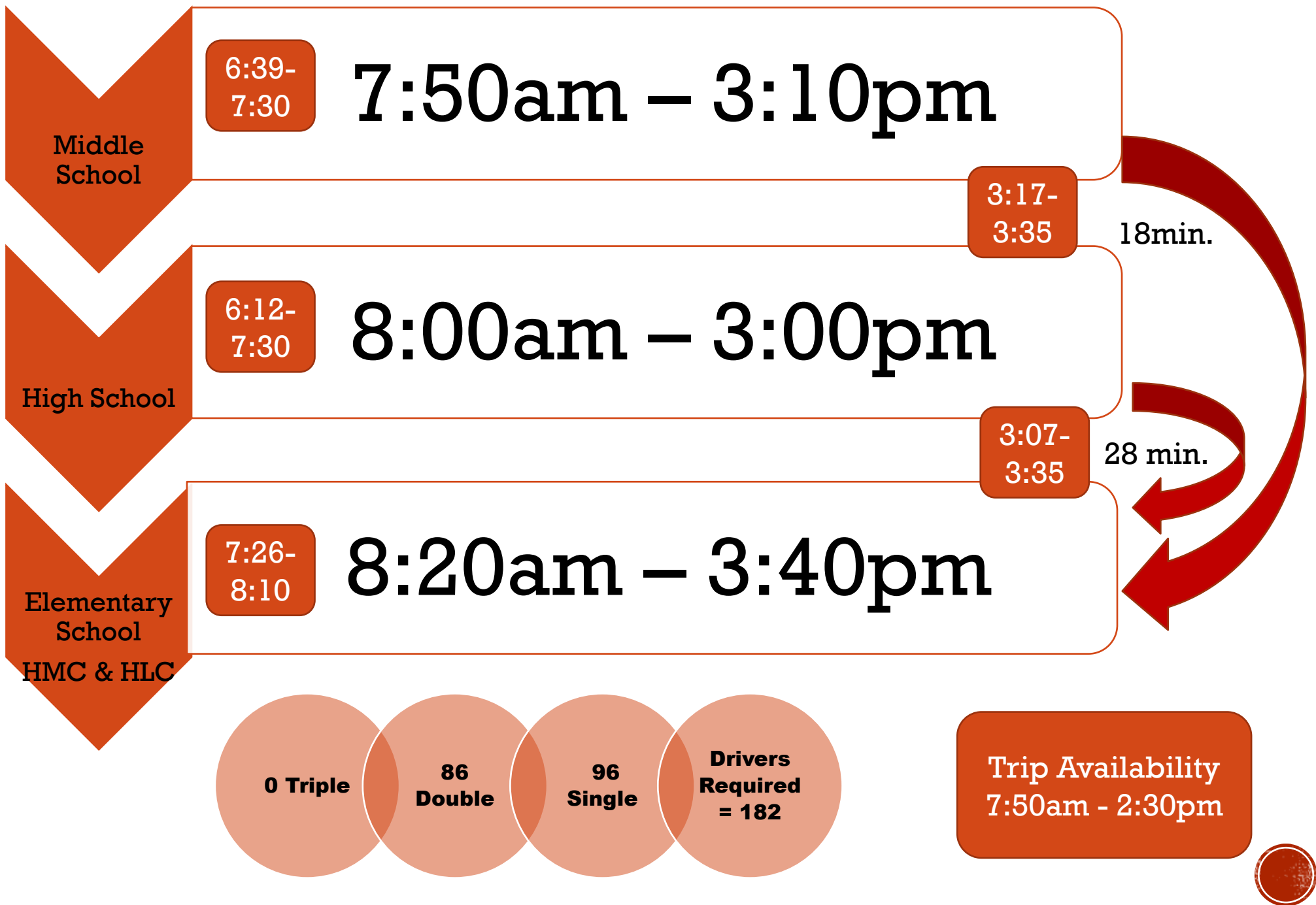
## **THE TOP TEN TRENDS ARE LISTED BELOW WITH THE FIRST THREE BEING THE MAIN THEMES OF THE FEEDBACK (2)**

- 6. Concern – Staff contract times, especially staff who have children at elementary/middle
- 7. Concern – Moving bell times for all when the bus schedule only affects 25% of families
- 8. Proposal – Alternative options like eliminating pay rider service and/or the 21st Century Academy transportation services offered. (Feedback indicated parents would be interested in more exploration of these two options and their impact on both students and the transportation issues).
- 9. Proposal – Early childhood being on the same schedule as elementary
- 10. Proposal – Dropping DS Bus Lines and finding another busing company

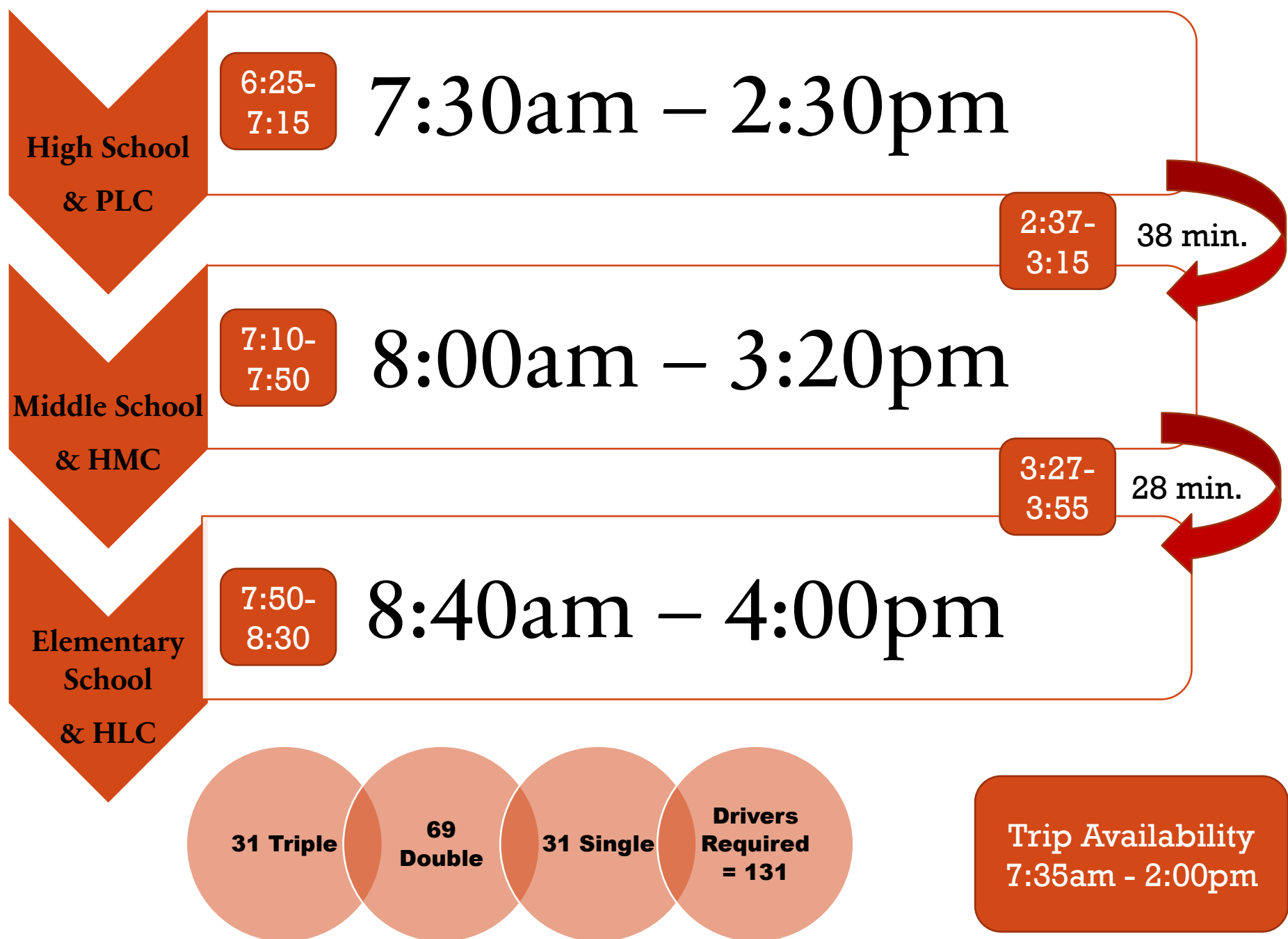




# Current Bell Schedule



# 3-Tier Option A



# 3-Tier Option B

## *Time alignment*

High School  
& PLC

6:25-  
7:15

7:30am – 2:30pm

2:37-  
3:10

33 min.

Middle School  
& HMC

7:15-  
8:05

8:15am – 3:15pm

3:22-  
3:50

28 min.

Elementary  
School  
& HLC

8:05-  
8:45

8:55am – 3:55pm

21 Triple

74  
Double

57 Single

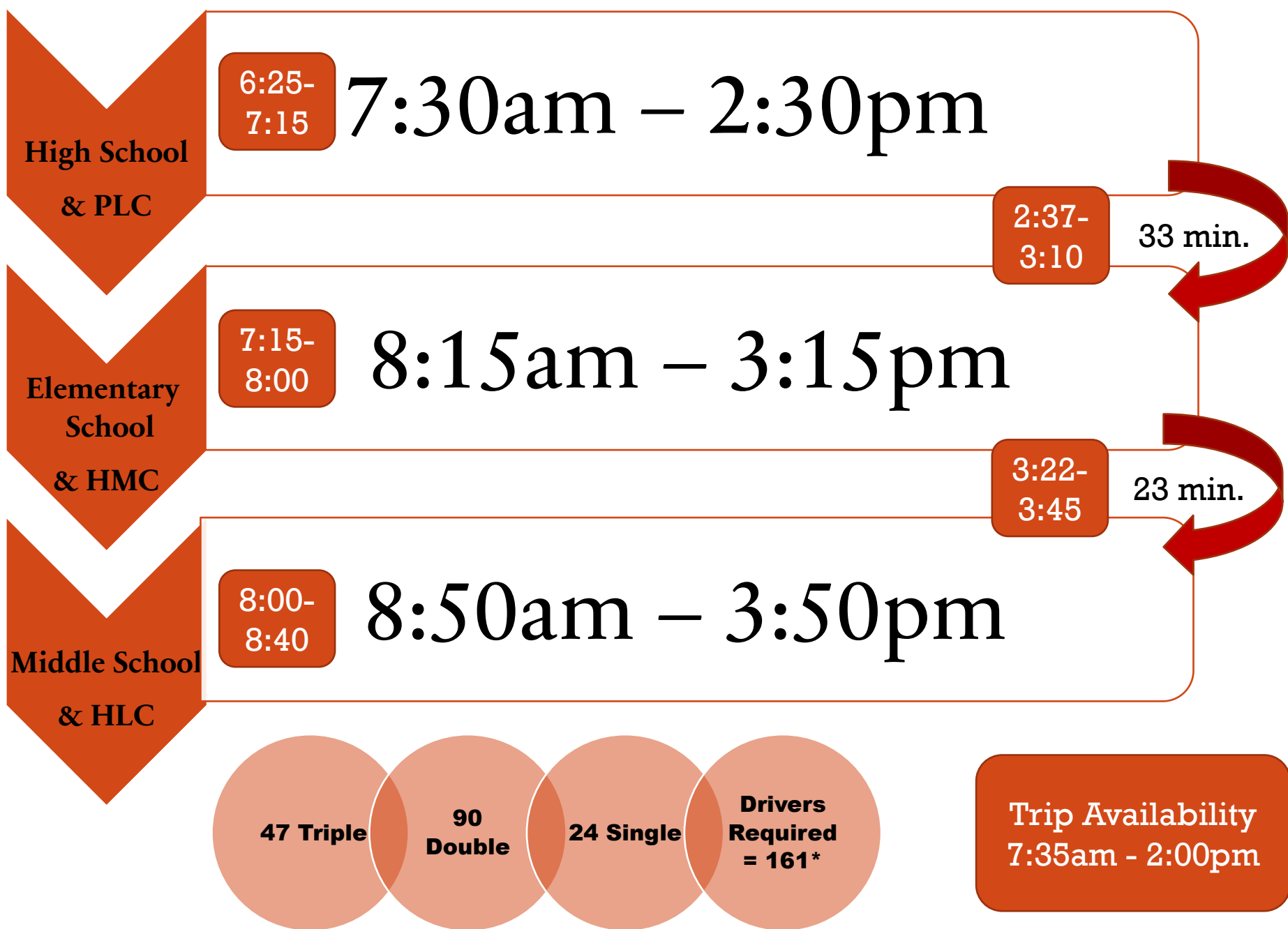
Drivers  
Required  
= 152

Trip Availability  
7:35am - 2:00pm



# 3-Tier Option C

## *Time alignment*



## 2 MORE OPTIONS

- As a result of the feedback from parents and staff since the BOE presentation, we have two new options to share with the BOE.
- Both have HS with a 7:40 start time



# Option 1

*Time Alignment*

High School  
& PLC

6:30-  
7:20

7:40am – 2:40pm

2:47-  
3:20

33 min.

Middle School  
& HMC

7:20-  
8:10

8:25am – 3:25pm

3:32-  
3:55

23 min.

Elementary  
School  
& HLC

8:10-  
8:50

9:00am – 4:00pm

19 Triple

75  
Double

58 Single

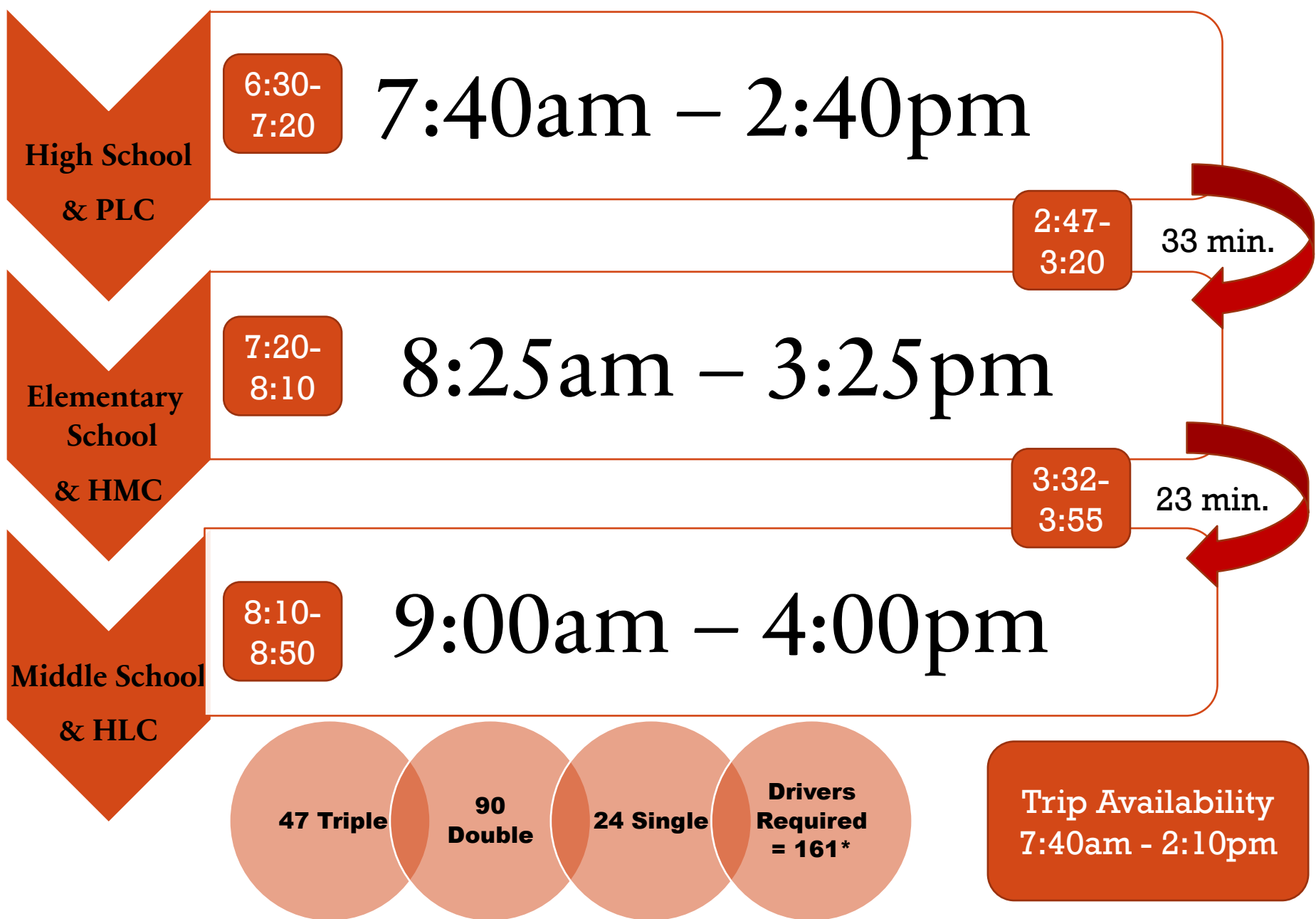
Drivers  
Required  
= 152

Trip Availability  
7:40am - 2:10pm



# Option 2

*Time alignment*



# Option 3

*Time alignment*

Middle School  
& PLC

6:40-  
7:20

7:40am – 2:40pm

2:47-  
3:15

28 min.

Elementary  
School  
& HMC

7:20-  
8:00

8:20am – 3:20pm

3:27-  
3:55

28 min.

High School  
& HLC

8:00-  
8:50

9:00am – 4:00pm

53

68

33

**Drivers  
Required  
= 154**

**Trip Availability  
9:15am - 1:50pm**





# WHY NOT HAVE HS GO LAST?

- Many variables affect this...
  - HS average ride time is the longest (55min).
  - JCPRD support in the afternoon.
  - Athletic contests in the Sunflower League (more class time missed)
  - Limited options for after school employment for students (employers want 4-8 hours)
  - Significantly reduces or eliminates day shuttle (field trips) availability (9am-2pm)
  - Practice times for HS sports and activities (darkness in the fall/early spring)
  - Childcare help for younger siblings
  - Student drivers driving home during peak hours
  - Doesn't align with KS HS bell schedules



# NEXT STEPS

- Questions and BOE discussion
- Options 1, 2, 3, A, B, and C are all on a single sheet for your review

