
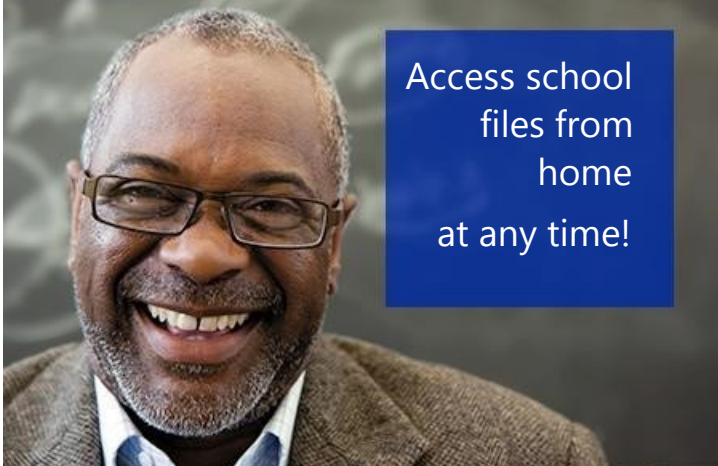


Olathe Public Schools Announces MS Office 365 Free for Students




Gives students
Office 365
on 5 PCs, Macs
or the iPad at
no cost!




Access school
files from
home
at any time!



5 Terabytes
of Storage
Space on
OneDrive!



Work just
got easier!



Collaborate
with
peers and
teachers!

With Microsoft Office 365, all students get free, world-class tools that make it easier to collaborate, interact with teachers and peers, and build their technical skills.



NOTE: Available to students, after first changing the student's password within the district's network.

Boost your
technical
proficiency!

Office 365 Benefits:

- **Collaborate without boundaries** online and offline to more easily share resources, jointly use curriculum and assignments, and communicate across device types.
- Work is stored in a **safe, school-managed environment**.

Office 365 / OneDrive for Business Features:

Here are the details:

- All students get **Office 365** and **OneDrive** with 5 Terabytes of online (cloud) storage at no cost.
- **OneDrive for Business** includes 5 terabytes (TB) per user, for work files and Office 365 Online for browser-based, real-time co-authoring.
- **Office 365** benefits let students **install the latest version of Office on up to 5 PCs or Macs*** and on other mobile devices, including Windows tablets, iPads, iPhones, and Android Phones.
*Access, and Publisher are available on PCs only. OneNote available as a separate download.

The Olathe Public Schools is pleased to offer this incentive to all students in the district. We regret we **cannot provide support for home installation or any type of troubleshooting.**



Available after first logging on to the district network and changing your student password!

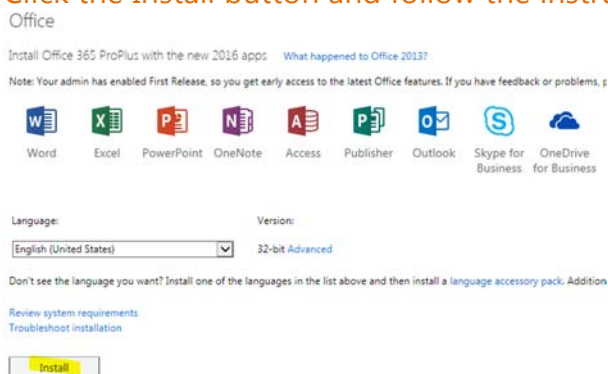
Then, you may login with your district login at:

<https://portal.office.com/OLS/MySoftware.aspx>

For all students, your district login is networkid@stu.olatheschools.org

Example: 730cjs18@[stu.olatheschools.org](mailto:networkid@stu.olatheschools.org) This is **NOT** the student's email address!

Click the Install button and follow the instructions to install



Access tutorials to assist with getting started using all Office Applications:

<https://support.office.com/en-au/learn/office365-for-business>

To install the Office 365 APPs on an iPad, visit the APP Store and search for "Office 365". Office 365 APPs include: Word, PowerPoint, Excel, and One Note.