



PARENTVUE

parentvue.olatheschools.com

Who is my child's teacher?

Does my student have an assignment due soon?

Need a copy of the latest grade card?

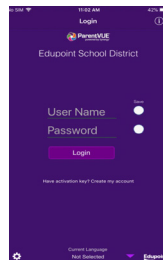
ParentVUE is a secured website which offers parents real-time access to this information and much more. Assignments, grades, attendance, credits earned, school and teacher contact and calendar information, course schedules, and health immunization records are additional types of school and student information available online.

During the regular school year, to gain access to ParentVUE, contact your child's school to obtain an activation letter with the needed information for initiating your account. Each custodial parent with educational rights for the child may choose to register separately and will subsequently have access for all students of that parent.



ParentVUE is also accessible as a free APP at the iTunes and Google Play stores for iOS and Android devices.

Use the **secured URL** to access:
<https://parentvue.olatheschools.com>



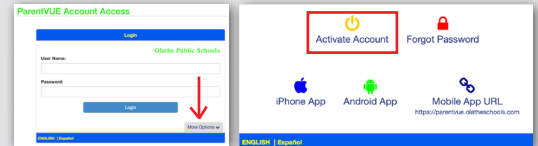
parentvue.olatheschools.com

First Time User:

Using the information provided by your child's school, choose "I am a parent."



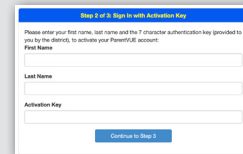
Step 1: Click on the More Options button and select Activate Account.



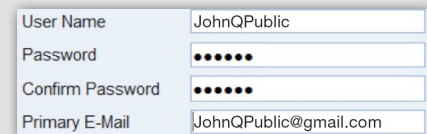
Read and accept the privacy statement.



Step 2: Please enter your first name, last name and the 7 character authentication key (provided to you by the district), to activate your ParentVUE account:

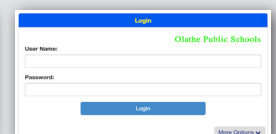
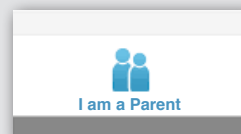


Step 3: To complete your account activation you will need to create your username and password. Remember that passwords are case sensitive. Your password can consist of numbers and letters and must be a minimum of 6 characters in length.



Returning User:

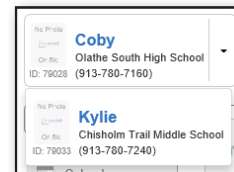
Select "I am a Parent", and login using the username and password you previously created.



What information does ParentVUE provide to me?

Access to all my students' information in one place.

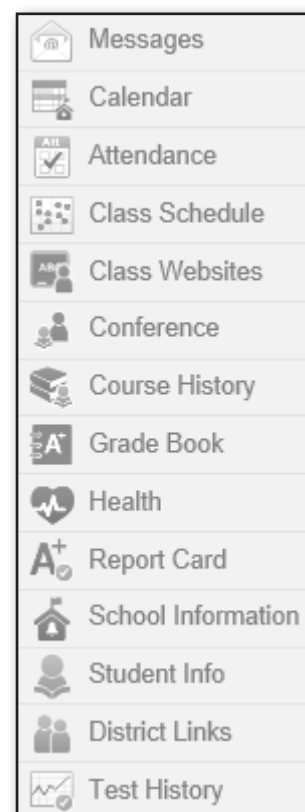
- ✓ Choose the desired child from the "Select Child" navigation area.



Access to the following areas of information for each student.

- ✓ **Messages** displays district, school and course announcements throughout the school year.
- ✓ **Calendar** shows school system events and assignments from the teachers' grade books. Click the assignment link to see more information about that assignment.
- ✓ **Attendance** shows the days on which your student was absent. This information is viewable in List View or Calendar View
- ✓ **Class Schedule** provides the student's current course schedule. This may not be available until just before the start of school each year.
- ✓ **Class Websites** provides class information for any course in which the teacher has chosen to use the ParentVUE website feature.
- ✓ **Course History** provides the student's credit information for each course completed.
- ✓ **Grade Book** gives you access to the grade book for each course. Click the link for each course title.
- ✓ **Health** provides a listing of all immunizations on file with the district for each student.
- ✓ **Report Card** displays all final end-of-term grade reports for each student.
- ✓ **School Information** provides contact information for the school principal and teacher(s). You may click on the email icon for easy access to email staff members.
- ✓ **Student Info** displays demographic information about your student.
- ✓ **My Account Tab** My Account Help Logout displays your personal information. Notify the school directly of any needed updates. You may also change your password in this location.

- Click on the drop down arrow next to the default student display to access other students listed on the account.



Important Information:

- Contact your child's school with any questions regarding information on the ParentVUE site.
- All major web browsers are compatible with ParentVUE.
- The Olathe Public Schools website provides a direct link to ParentVUE.
- In July and August, when Online Registration is active, parents can create a ParentVUE account without an Activation Code from the student's school Follow District instructions in the Online Registration portal.

parentvue.olatheschools.com

